

Focus Fireplaces

Focuscast
Beamish in
Pale Oak
Finish

NON-COMBUSTIBLE



**Beams,
Shelves and
Surrounds
for Stoves**

8

Now including

Focuscast



Non-combustible
Beams and Surrounds








Focus Fireplaces offer an incredible choice of authentic **beams** and **shelves** to complement your stove. This information will help you select from the many options available.

1 Select the PROFILE of Beam or Shelf that you require

Not available in Prime Timber



Not available in Prime Timber



2 Choose the LENGTH you would like – 42", 48" and 54" are standards, but Beams and Shelves can be supplied at *any* length



+ CORBELS can be added either to your Beam...



...or Shelf



3 Make your choice of SURFACE TEXTURE and AGEING

Round Edge

Round edges
Smooth surface



Rustic

Nibbled edges
Smooth surface



Dressed

Heavily contoured
Smooth surface



Aged

Distressed edges
Textured surface



Extremely Aged

Distressed edges and faces
Textured surface



Ancient

Looks very old



Note: All beams (except Prime) feature knots, splits and shakes.

Prime

Prime timber is an option on all products except Great Beams, Great Shelves and Deep Beams. It is normally supplied with round edges.



4 Choose your COLOUR



Natural Waxed Oak



Light/Medium Oak



Medium Oak




Medium/Dark Oak



Ebony on Oak



Silvered Oak



Warm Antique



Standard Pine



Antique Pine

5 You can CUSTOMISE your Beam at no extra cost

Arched

Slow arches are available on Standard Fascia Beams, Large Fascia Beams and Fascia Panels



Pegs



Indents



Pegs or Indents add character to any beam

6 FIXING SYSTEMS for Deep Beams and Shelves



Easy-fix


The Easy-fix system is a substantial bracket designed to simplify the fitting of the heavier beams and shelves. It comes supplied with plugs and screws.




If the Easy-fix system is not specified: we supply three M10 x 300mm threaded metal bars that screw into pre-drilled holes in the back of the beam. The wall should then be drilled with 12mm holes to accept these bars. You will need to provide your own additional adhesives.



Nothing can be easier than an Easy-fix!!
Once the beam is in place, it is easily secured from underneath with a few turns of the Allen Key.



7½ x 5½"



5½ x 5½"

Great Beam and Deep Beam

Not available in Prime Timber

Great Beams and Deep Beams are cut from the heart of the oak log and therefore reveal lots of character including knots, splits and shakes. Every beam is unique. Skilful workmanship further enhances the beam with progressive levels of ageing (Rustic, Dressed, Aged and Extremely Aged). Each beam is then beautifully finished with your choice of colour. Please Note: Great Beams and Deep Beams are made from Air-dried Oak and are not available in Prime Oak or Pine.



Great Beam
Aged Oak in a Medium Finish



Deep Beam
Ancient Oak in a Medium/Dark Finish



Deep Beam
Dressed Oak in a Natural Waxed Finish



Deep Beam
Extremely Aged Oak in a Light/Medium Finish with Sculpting



Deep Beam
Ancient Oak in a Light/Medium Finish



Deep Beam with Corbels: Rustic Oak in a Light/Medium Finish



4¾ x 4¾"

Prestige Beam

The Prestige Beam has been introduced for those wanting a larger beam with a Prime Oak appearance. The beams are laminated and these laminations are visible at the ends.

Available with an Easy-fix System.

Matching Prime Corbels are available in laminated Oak.

Any length of beam up to 1500mm (59").


Full colour range from Light Oak through to Dark Oak.

NEW

Prestige Beam: Natural Waxed Finish



Prestige Beam: Light/Medium Finish with Corbels





Large Fascia Beam

7½ x 2¾"



Large Fascia Beam
Prime Oak in a Natural Waxed Finish



Large Fascia Beam
Rustic Oak in Light/Medium Finish with Arch



Large Fascia Beam
Dressed Oak in a Medium Finish



Large Fascia Beam
Aged Oak in a Natural Waxed Finish with Indents



Large Fascia Beam
Aged Oak in Warm Antique Finish



Large Fascia Beam
Ancient Oak in a Light/Medium Finish

Both Large and Standard Fascia Beams can be made in all our timber options. This includes Prime, Rustic, Dressed, Aged, Extremely Aged Oak and Pine. All these Beams are produced using Kiln-dried timber which is subject to far less movement.

Standard Fascia Beam



5½ x 2¾"



Standard Fascia Beam
Round Edge Pine in a Standard Waxed Finish



Standard Fascia Beam
Rustic Oak in a Silvered Finish



Standard Fascia Beam
Aged Oak in a Light/Medium Finish with Pegs



Standard Fascia Beam
Extremely Aged Oak in a Medium/Dark Finish



Standard Fascia Beam
Aged Oak in Warm Antique Finish



Standard Fascia Beam with Corbels
Rustic Oak in a Medium Finish

Mini Fascia Beams, Fascia Panels and Floating Shelves can be made in all our timber options. This includes Prime, Rustic, Dressed, Aged, Extremely Aged Oak and Pine. All these Beams are produced using Kiln-dried timber which is subject to far less movement.



Mini Fascia Beam

3 3/4 x 2 3/4"



Mini Fascia Beam
Rustic Oak in a Medium Finish



Mini Fascia Beam
Aged Oak in a Medium/Dark Finish




7 x 1 1/4"

Fascia Panel



Fascia Panel
Prime Oak in a Light/Medium Finish



Fascia Panel
Rustic Oak in an Ebony Finish

FIXING SYSTEMS for Fascia Beams and Panels



Fascia Beams, Hollow Beams and Fascia Panels are supplied with two metal plate keyholes inserted in the back. These come complete with plugs and screws.

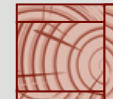


Alternatively there is an Easy-fix system designed for Hollow Beams and Fascia Beams. (This is more convenient but not essential).


We recommend the additional use of grab adhesive.




Hollow Deep Beam: Prime Oak in a Natural Waxed Finish with Lights



5 1/2 x 5 1/2"



7 x 4"



9 x 7"

Hollow Beam

Hollow Beams are fabricated to give the appearance of a Solid Beam. Their lighter construction is ideal where weight is an issue. They can be made to any size. Hollow Beams are not available as Dressed or Extremely Aged.



Hollow Deep Beam
Prime Oak in a Natural Waxed Finish



Hollow Beam
Aged Oak in a Light/Medium Finish



Large Hollow Beam
Prime Oak in a Natural Waxed Finish



2 3/4 x 7 1/2"



2 3/4 x 5 1/2"

Large and Standard Shelves



Standard Shelf
Prime Oak in a Natural Waxed Finish



Standard Shelf
Rustic Oak in a Medium Finish



Standard Shelf
Aged Oak in a Light/Medium Finish



Standard Shelf
Extremely Aged Oak in a Medium/Dark Finish



Large Shelf
Aged Pine in an Antique Waxed Finish

All the Floating Shelves above can be combined with a set of Corbels.

Standard Shelf: Rustic Oak in a Medium Finish



Large Shelf with Corbels: Dressed Oak in a Natural Waxed Finish
Beam Mirror: Dressed Oak in a Natural Waxed Finish



Oban Shelf: Round Edge Oak in a Natural Waxed Finish with Mantel in Soft Cream



Aviemore Shelf: Rustic Oak in a Light/Medium Finish with Mantel in Steel Grey



Curved Shelf: Light Oak



Classical Shelf: Waxed Oak



Edinburgh Shelf: Rustic Oak in a Light/Medium Finish



Traditional Shelf: Waxed Oak



Aberdeen Shelf: Antique White Finish

Standard Shelf with Corbels: Rustic Oak in a Medium Finish

Morpeth Shelf: Light/Medium Oak





Long Corbel Shelf: Antique White Finish



Vyner Shelf: Light/Medium Oak



Canterbury Shelf: Waxed Oak

Plain Corbel Shelf: Antique Waxed Pine



Matlock Shelf and Matlock Mirror: Light Oak with Walnut Detail

Corby Shelf: Antique White with Prime Oak Mantel in a Natural Waxed Finish



Beautiful Steel Beam Covers

Create a superb ambience in your room with our authentic timber beams.

They are ideal where a steel beam needs to be covered as they can be made to almost any length and dimension and finished to match your fireplace.

Wall and ceiling spars and dado rails further enhance the overall effect.

The room set features a Beam Cover and Spars in Rustic Oak in a Light/Medium Finish with a Beamish Surround, Beamish Mirror and a Hollow Beam Side Table to match.



Steel Beam Cover: Aged Oak in a Silvered Finish



Steel Beam Cover: Prime Oak in a Natural Waxed Finish



- A. Steel Beam Cover and Spars: Rustic Oak in a Light/Medium Finish
- B. Beamish Surround: Rustic Oak in a Light/Medium Finish
- C. Beamish Mirror: Rustic Oak in a Light/Medium Finish
- D. Hollow Beam Side Table: Rustic Oak in a Light/Medium Finish
- E. Metal and Wood Log Store
- F. Justine Bookcase: Waxed Oak



Surrounds for Stoves

Gatsby

The Gatsby surround is produced from solid air-dried European Oak, cut from the heart of the log and features natural knots, splits and shakes.



The Gatsby is supplied in three pieces. Metal keyhole plates are inserted in the backs of the legs and mantel.

	METRIC	IMPERIAL
Mantel	1371	54
Mantel Depth	140	5½
Surround Height	1104	43½
Opening Height	915	36
Opening Width	915	36
Width at Base	1270	50
Rebate	0	0



Special sizes?

No Problem! Most of the surrounds in this brochure can be made to measure.



- A. Gatsby Surround: Aged Oak in a Medium Finish
- B. Steel Beam Cover in a Medium Finish
- C. Spars and Corbels in a Medium Finish
- D. Bookcase: Aged Oak in a Medium/Dark Finish
- E. Coffee Table: Aged Oak in a Medium Finish
- F. TV Unit with Log Store: Rustic Oak in a Light/Medium Finish

Please Note: All the surrounds in this brochure can be made **TALLER** to suit individual stove clearance requirements.

Surrounds for Stoves

Beamish



Beamish: Rustic Oak in a Light/Medium Finish



*Beamish: Aged Oak in a Medium Finish
Beamish Mirror: Aged Oak in a Medium Finish*

Special sizes?

No Problem! Most of the surrounds in this brochure can be made to measure.



The dimensions of the Barlby and Beamish are almost the same, however the Barlby has shallower legs which gives slightly more overhang on the mantel.

	METRIC	IMPERIAL
Mantel	1295	51
Mantel Depth	140	5½
Surround Height	1054	41½
Opening Height	915	36
Opening Width	915	36
Width at Base	1193	47
Rebate	0	0

SIZES (MM)	WIDTH	HEIGHT
Beamish Mirror	1168	730
Log Holder	570	490

Barlby

Barlby: Rustic Oak in a Light/Medium Finish



The Beamish, Barlby and Bentley are supplied in three pieces. Metal keyhole plates are inserted in the backs of the legs and mantel.



Bentley



Bentley: Extremely Aged Oak in a Medium Finish

	METRIC	IMPERIAL
Mantel	1320	52
Mantel Depth	70	2¾
Surround Height	1105	43½
Opening Height	915	36
Opening Width	915	36
Width at Base	1270	50
Rebate	0	0



*Sutton with matching Mirror and Hollow Beam Side Table
Aged Oak in a Medium/Dark Finish*

Sutton

*The designs on pages 14 and 15 are
supplied as one-piece surrounds.*

	METRIC	IMPERIAL
Mantel	1220	48
Mantel Depth	135	5 ³ / ₈
Surround Height	1080	42 ¹ / ₂
Opening Height	889	35
Opening Width	889	35
Width at Base	1220	48
Rebate	0	0



*Woodstock with matching Beam Mirror
Aged Oak in a Light/Medium Finish*

Woodstock

	METRIC	IMPERIAL
Mantel	1270	50
Mantel Depth	190	7 ¹ / ₂
Surround Height	1124	44 ¹ / ₄
Opening Height	889	35
Opening Width	889	35
Width at Base	1181	46 ¹ / ₂
Rebate	0	0

Woodfield: Aged Oak in a Medium/Dark Finish



Woodfield

Surrounds for Stoves

Barkston

	METRIC	IMPERIAL
Mantel	1320	52
Mantel Depth	127	5
Surround Height	1085	42 ³ / ₄
Opening Height	915	36
Opening Width	915	36
Width at Base	1168	46
Rebate	0	0



Barkston: Extremely Aged Oak in a Light/Medium Finish

Chelmsford



Chelmsford: Rustic Oak in a Light-Light/Medium Finish

The Chelmsford and Chatham are substantial surrounds produced from four pieces of Kiln-dried Oak. These designs can easily be made to your specific dimensions.

	METRIC	IMPERIAL
Mantel	1370	54
Mantel Depth	160	6 ¹ / ₄
Surround Height	1162	45 ³ / ₄
Opening Height	915	36
Opening Width	915	36
Width at Base	1270	50
Rebate	0	0

Chatham



Cropton



Cropton: Rich Oak

	METRIC	IMPERIAL
Mantel	1422	56
Mantel Depth	228	9
Surround Height	1187	46 ³ / ₄
Opening Height	915	36
Opening Width	915	36
Width at Base	1257	49 ¹ / ₂
Rebate	28	1 ¹ / ₈
Removable To	76	3

Gainsborough

	METRIC	IMPERIAL
Mantel	1397	55
Mantel Depth	197	7 ³ / ₄
Surround Height	1150	45 ¹ / ₄
Opening Height	915	36
Opening Width	915	36
Width at Base	1258	49 ¹ / ₂
Rebate	28	1 ¹ / ₈
Removable To	76	3



Gainsborough: Brushed Oak in a Golden Finish

Steel Plates

An ideal way to complement a surround and to stylishly finish the front edge of a stove chamber.

The plates are available in three different designs as illustrated and are ideally suited to a 36" x 36" fire surround opening.

However, with an overall plate size of 40" by 40" (1017mm x 1017mm) and a frieze size of 33" (838mm) high x 30" (726mm) wide, a large number of options are possible.

The plate opening is 32" (812mm) high and 28" (712mm) wide.

Sphinx



Studded






Leicester: Soft Cream Finish

Leicester

	METRIC	IMPERIAL
Mantel	1270	50
Mantel Depth	110	4¼
Surround Height	1130	44½
Opening Height	915	36
Opening Width	889	35
Width at Base	1182	46½
Rebate	0	0

Two attractive surrounds that can be made to match the size of your fireplace opening.

Sphere



Painted Surrounds for Stoves

	METRIC	IMPERIAL
Mantel	1320	52
Mantel Depth	127	5
Surround Height	1150	45¾
Opening Height	915	36
Opening Width	889	35
Width at Base	1220	48
Rebate	0	0

Lichfield

Lichfield: Antique White Finish



Complete the look with Furniture to match your Beam

What could be more ideal than choosing some occasional furniture that matches your fireplace or beam?

All the pieces can be made to your individual requirements.

	WIDTH	DEPTH	HEIGHT
1.	1220	355	610
2.	1000	500	450
3.	970	470	450
4.	570	360	490
5.	400	350	360
6.	495	495	450
7.	810	305	1225
8.	1220	610	455
9.	600	540	455



1. TV Unit with Log Store: Rustic Oak in a Light/Medium Finish



4. Log Holder: Oak in a Waxed Finish



7. Bookcase: Aged Oak in a Medium/Dark Finish



2. Coffee Table: Aged Oak in a Medium Finish



5. Log Box: Oak in a Light/Medium Finish



9. Hollow Beam Side Table: Rustic Oak in a Medium Finish



3. TV Unit: Prime Oak in a Natural Waxed Finish



6. Side Table: Aged Oak in a Medium Finish



8. Solid Beam Coffee Table: Aged Oak in a Medium/Dark Finish (very heavy)

Dimensions, Timber and Finishes

Beams	Dimensions (Imperial in Black, Metric in Red)			Timber and Finishes								
	Length	Front Size	Top Size	Prime Oak	Rustic Oak & Round Edge	Dressed Oak	Aged Oak	Extremely Aged Oak	Ancient Oak	Waxed Pine	Aged Pine	Painted
Great Beam	<i>Any length up to 3m</i>	7½ 190	5½ 140		●	●	●	●	●			
Deep Beam	<i>Any length up to 3m</i>	5½ 140	5½ 140		●	●	●	●	●			
Prestige Beam	<i>Any length up to 1500mm</i>	4¾ 120	4¾ 120	●								
Large Fascia Beam	<i>Any length up to 3m</i>	7½ 190	2¾ 70	●	●	●	●	●	●	●	●	
Standard Fascia Beam	<i>Any length up to 3m</i>	5½ 140	2¾ 70	●	●	●	●	●	●	●	●	
Mini Fascia Beam	<i>Any length up to 3m</i>	3¾ 95	2¾ 70	●	●	●	●	●	●	●	●	
Hollow Deep Beam	<i>Any length up to 3m</i>	5½ 140	5½ 140	●	●		●			●	●	
Hollow Beam	<i>Any length up to 3m</i>	7 178	4 102	●	●		●			●	●	
Large Hollow Beam	<i>Any length up to 3m</i>	9 228	7 178	●	●		●			●	●	
Fascia Panel	<i>Any length up to 3m</i>	7 178	1¼ 30	●	●	●	●			●	●	
Beams with Corbels	Mantel Size	Overall Height	Width between Corbels									
Great Beam with Corbels	<i>Any length up to 3m</i>	18 457	<i>Adjustable</i>		●	●	●	●	●			
Deep Beam with Corbels	<i>Any length up to 3m</i>	16 406	<i>Adjustable</i>		●	●	●	●	●			
Std Fascia Beam with Corbels	<i>Any length up to 3m</i>	16 406	<i>Adjustable</i>	●	●	●	●	●		●	●	
Floating Shelves	Length	Front Size	Top Size									
Great Shelf	<i>Any length up to 3m</i>	5½ 140	7½ 190		●	●	●	●	●			
Large Shelf	<i>Any length up to 3m</i>	2¾ 70	7½ 190	●	●	●	●	●		●	●	
Standard Shelf	<i>Any length up to 3m</i>	2¾ 70	5½ 140	●	●	●	●	●		●	●	
Hollow Shelf	<i>Any length up to 3m</i>	4 102	7 178	●	●		●			●	●	
Shelves	Mantel Size	Overall Height	Width between Corbels									
Oban Shelf	51 x 5 1295 x 127	6¼ 160	<i>Not Applicable</i>	<i>A standard fascia beam combined with a painted MDF mantel. Available in many finishes.</i>								
Aviemore Shelf	49½ x 4½ 1257 x 114	6¼ 160	<i>Not Applicable</i>	<i>A standard fascia beam combined with a painted MDF mantel. Available in many finishes.</i>								
Curved Shelf	48 x 8¼ 1220 x 210	9⅝ 244	34 863	●						●		●
Edinburgh Shelf	52 x 5½ 1320 x 140	– –	<i>Not Applicable</i>		●		●	●				
Aberdeen Shelf	52 x 5½ 1320 x 140	– –	<i>Not Applicable</i>	●								●
Morpeth Shelf	48 x 3½ 1220 x 89	4¼ 108	<i>Not Applicable</i>	●								●
Classical Shelf	54 x 7½ 1370 x 190	11¾ 298	39 990	●						●		
Traditional Shelf	54 x 7½ 1370 x 190	9⅝ 250	39 990	●						●		
Shelf with Corbels	<i>Any length up to 3m</i>	13¼ 336	<i>Adjustable</i>		●	●	●	●		●	●	
Long Corbel Shelf	51 x 7 1295 x 178	14 355	36 915	●						●		●
Vyner Shelf	54 x 7 1370 x 178	9½ 240	36 915	●						●		●
Canterbury Shelf	47¼ x 5½ 1200 x 140	3½ 89	<i>Not Applicable</i>	●								●
Plain Corbel Shelf	51 x 7 1295 x 178	11 280	38 965	●						●		●
Matlock Shelf	47 x 7 1193 x 178	8¾ 222	<i>Not Applicable</i>	●								
Corby Shelf	51 x 7 1295 x 178	11 280	38 965	<i>Available in a wide combination of finishes.</i>								
Accessories	Height	Width										
Matlock Mirror	28 711	38 965	<i>Not Applicable</i>	●								
Beam mirror	31½ 800	41½ 1053	<i>Not Applicable</i>	●	●		●	●		●	●	
Beamish Mirror	28¾ 730	46 1168	<i>Not Applicable</i>		●	●	●			●	●	

Great Beams and Deep Beams in 'Rustic', 'Dressed', 'Aged', 'Extremely Aged' and 'Ancient' textures are produced from solid, air-dried European Oak; cut from the heart of the log. They feature natural knots, splits and shakes.

Fascia Beams and Panels and Shelves are produced from kiln-dried European Oak and also may feature some natural knots, splits and shakes.

Hollow Beams and Shelves and also Steel Beam Covers are fabricated from 21mm kiln-dried oak. Thus they can be made to any size and are much lighter in weight than a corresponding solid beam. Other beams, surrounds and shelves in the brochure are manufactured from first quality kiln-dried timber.

Timber being a natural product, is subject to a degree of movement under extreme conditions. Whilst we would expect very few problems we cannot guarantee its performance. Painted shelves and surrounds are manufactured from high quality MDF.

We offer a made-to-measure service on most of the products within this brochure. Beams can be cut to any length up to 3 metres.

These products are continually updated and improved. We reserve the right to alter designs, dimensions and specifications of product without notice.

All sizes are approximate. Brochure colours may vary from the actual product due to printing processes and the variations in finishing.



Focus Fireplaces Limited

Unit 27, The Bull Commercial Centre, Stockton-on-Forest, York YO32 9LE.

Tel: 01904 400109, 01904 400545

Fax: 01904 400521

email: focus.fireplaces@btinternet.com

www.focusfireplaces.co.uk

Stunning NON-COMBUSTIBLE BEAMS AND SURROUNDS

"I can't believe it's not wood"



Focuscast Beamish in Mid Oak Finish

GREAT CHOICE AVAILABLE!

Standard Fascia Beam available as 42/48/54"

Deep Beam available as 42/48/51/54"

Beamish available as 48/51/54"

**GOOD RANGE OF PROFILES AND LENGTHS
3 COLOUR OPTIONS - EASY-FIX SYSTEM**

Mid Oak Finish



Pale Oak Finish



Dark Oak Finish



"Unbelievably realistic..."



Tel: 01904 400109 Fax: 01904 400521
Email: focus.fireplaces@btinternet.com